

PRODUCT

Opus II Concert Shell

ITEM

Product Sheet

CATEGORY


Performing Arts



Bring the elegance of a concert hall to your multi-purpose stage.

The Opus II Concert Shell creates a beautiful acoustical performance space wherever you need it. Choose from over 200 colors and wood grains to create a beautiful concert hall appearance, one that is enhanced by our fastener-free surface and minimal joints. The plastic-laminate surface resists scratching and wipes clean for

easy maintenance. Our revolutionary construction and patented tower transport make setup fast and safe. This beautiful system stores compactly - most requiring only the space of a grand piano.



→ Towers move easily to and from storage with the Smart Mover™ Transport. Rear view reveals clean, simple exterior - a sign of low maintenance and durability.



Set up in minutes



Sturdy, with no tools required



Unsurpassed customer service



STAGERIGHT

TOLL FREE 800.438.4499

ONLINE www.stageright.com

Opus II Concert Shell

Features and Benefits

Acoustical Reflector Panels

- Maximize sound reflection with bowed, structurally laminated stress-skin sandwich panel.
- Save on maintenance as plastic-laminate panel surface resists scratching and wipes clean.
- Complement your performance environment with choice of color or wood grain.
- Surpass typical fire code requirements with Class B rating.
- Enjoy aesthetically pleasing built-in look of the fastener-free surface.

Tower Hardware

- Perform and work safely as one-piece cast iron counterweight provides tamper-proof stability.
- Save storage space with A-shaped bases that nest compactly.
- Change over safely as self-locking wing braces hold wings securely in locked position.
- Choose the location and quantity of access doors as bracketing is standard equipment on all side towers and wings.
- Protect floors with large, padded, adjustable feet that minimize point load.

SmartMover™ Transport

- Move and position towers safely because their weight is evenly distributed.
- Save time during setup because orbital zero thro casters facilitate movement in any direction.
- Save time as the accurate alignment system correctly locates tower.
- Save on initial cost as one transport suffices for entire Shell System.
- Save on maintenance costs as no load is placed on casters during storage, eliminating flat spots on the casters.

Technical Specifications

Function Moveable wall towers and ceiling that reflect a maximum range of audible frequencies.

Towers Self-standing, sound-reflecting towers with counter-weighted, nesting bases.

Ceilings Suspended from a single pipe batten.

Installation Original installation and training shall be by manufacturer.

Construction

Sound-reflecting Laminated Panel Exposed face: Class B fire-rated high-pressure laminate. Substrate: 1/8" hardboard. Backing: Black, Class B fire-rated. Core: 3/8" cell 80-60-15 impregnated honeycomb. Frame: In-laid metal. Adhesive: High-solid pressure-cured urethane structural adhesive. Shape: 6'0" exterior surface radius. Weight: No less than 2 1/2" lb. per square foot excluding frame weight. Finish: No exposed fasteners in face Matte face finish. Color by owners representative from standard Formica® brand plastic laminate. Edges: Black, anodized aluminum protects edges.

Tower Hardware Frame: Modular, 2" O.D. steel tube. Counterweight: cast iron one-piece. Levelers: Acme thread with 3" diameter rubber pad. Finish: black powder coat.

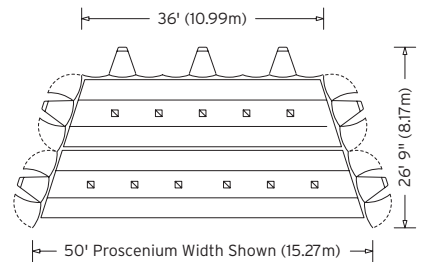
Transport Lift: Hydraulic, reservoir with remote rams. Casters: Three "zero thro" casters each with five 2 1/2" diameter dual wheel stem casters; load capacity per caster 2,000 pounds. Footprint: 1'0" diameter circle on 10 points each. Frame: Built-in hand welded tubular frame. Finish: Baked-on black paint.

Ceiling Hardware Hardware must permit angular adjustment from horizontal plane to 40 degrees. The hardware must also have the capability of locking the panels in a vertical position so that they may be stored on the battens in the stage loft. Maximum storage space required varies from project to project, and will not typically exceed 6" either side of the pipe batten center line when light fixtures are incorporated within the ceilings.

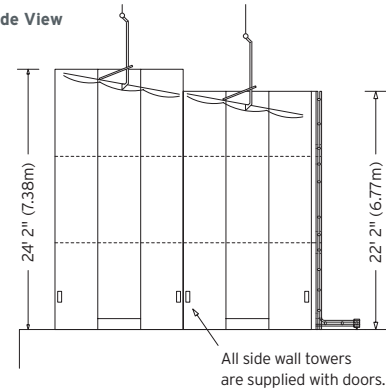
Patents #5,403,979 and #5,530,211

Top View

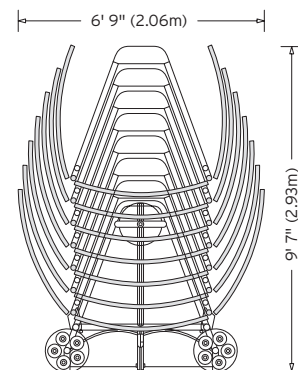
Light fixtures provide 100 foot candles at music stand.



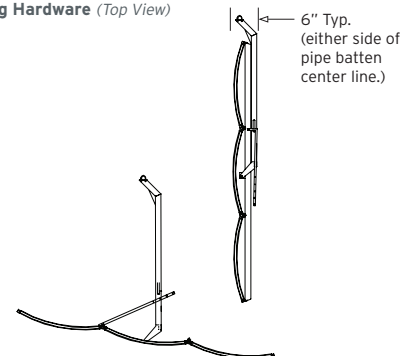
Side View



Tower Storage (Top View)



Ceiling Hardware (Top View)



Ordering Information

Opus II Concert Shell

PARTS # _____ CAPACITY _____ W.T. (LB.) _____ SHIPPING DIM. _____

Due to the custom nature of the Opus II Concert Shell, please contact a sales representative to discuss your facility. Our Special Projects Engineers will combine the latest design technology with state-of-the-art manufacturing processes to meet all your unique performance needs.

Related products include:

- Custom Orchestra Pit Fillers
- Alla Breve Choral Riser
- FR-36 Choral Riser
- Alla Breve Music Shell



STAGERIGHT