

PRODUCT


# ME-500 Support System

ITEM

Product Sheet

CATEGORY


Major Events & Staging



## Save setup and leveling time with this one-piece stage understructure.

Need a quick stage changeover? Just unfold the ME-500, rotate the retractable locator assembly to accept the appropriate number of deck corners, and set the deck in place. There are no loose parts, tools, or supports, so set up is fast and easy. In fact, because there are 75% fewer elements touching the floor, leveling time is drastically

reduced. Aisles under the stage allow easy access to wiring and road-case storage. To strike, supports fold down and become their own storage system, stacking securely on top of each other.



→ One piece ME-500 Support System unfolds easily and without tools.



Set up in minutes



Sturdy, with no tools required



Unsurpassed customer service



**STAGERIGHT**

TOLL FREE 800.438.4499

ONLINE [www.stageright.com](http://www.stageright.com)

# ME-500 Support System

## Features and Benefits

### One-Piece Support System

- Eliminate time spent assembling components or using tools. Perform on a stable, wobble-free platform.

### "Pin and Cup" Stacking

- Reduce tear-down time because the supports stack securely on top of each other without straps or bins.
- Save on initial investment because only simple pallets or caster frames are required for transporting.
- Use minimal storage space (for example, 24 support assemblies store in 96 square feet).

### Decks Bridge Between Support Assemblies

- Save time with fewer supports to set up and tear down as decks bridge both back-to-front and side-to-side.
- Greatly reduce leveling time because 75% fewer elements contact the floor.
- Minimize your initial investment and storage space requirements because fewer supports are required.
- Utilize convenient, unobstructed storage space beneath the stage.

### Adjustable Screw Feet

- Compensate for uneven floors with five inches of easy, fine-adjustment leveling.
- Save costs because tough 3/4" Acme-thread screw resists damage (compared to typical "V" threads).
- Protect floor surfaces with sure-grip three-inch diameter urethane pads.

### Aluminum Columns

- Handle the support system more easily than you would a heavier steel system.
- Reduce maintenance costs as the tough aircraft-alloy composition and the scratch-resistant, baked-on finish resist damage.

### Quick-Set Height Selector

- Select stage heights in 2" increments and reference nominal heights quickly on inner legs.
- Ensure maximum security with large, 5/8" diameter height adjustment pin goes through all four leg walls.

## Technical Specifications

**Function** Staging support system shall be easy to set up and stored by as few as two people and shall accommodate a wide variety of events.

**Construction** Support system shall be one piece, have no loose parts and be operable without tools. Support members shall be fabricated from structural extruded aluminum tubing and from hot rolled electric welded steel tubing. Cross braces shall telescope using self-locking stops to fold to storage position. Bushings of UHMW-PE shall prevent metal-to-metal contact between inner and outer columns. Support assembly braces and columns shall be finished with a baked-on black paint. Retractable locator assembly bodies shall be made of 6061-T6 aluminum extrusion. The locator nodes shall have a 1" base diameter and be made of high-strength nylon, except the center node (permanently mounted to the inner leg). Height shall adjust in increments of 2" without tools. A screw foot at the base of each column shall provide a 5" range of fine-adjustment leveling. Each screw foot shall have a diameter of no less than 3/4" and have Acme threads. The bottom of the foot shall be molded urethane no less than 3" in diameter.

**Locator Nodes** Conical nodes on retractable locator assemblies shall guide one, two, three or four deck(s) into location and proper alignment fastening them in place without tools, clamps or clips.

**Bridging** Alternating sections of staging (both front-to-back and side-to-side) shall be composed of decks that suspend, or bridge, between support assemblies and shall self-align with no separate clamping or connecting processes.

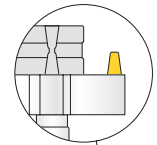
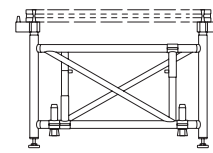
**Storage** Supports shall fold compactly and stack securely on each other without straps or bins.

**Options** Support system shall be available in three height ranges. Support system shall be in 4' x 8' modules (deck size). Other sizes by special order.

**Performance** Certified, uniformly distributed live-load capacity of 4000 pounds per 4' x 8' section (125 pounds per square foot).

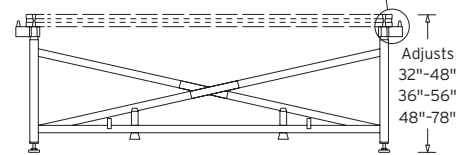
**Patents** #4,638,604, #4,845,915, #4,843,792

### End View



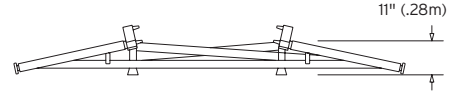
Support assembly has quick-set height selector and crossbars for added stability.

### Side View



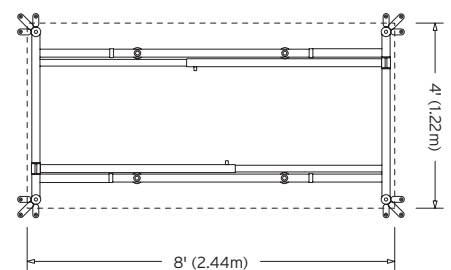
Adjusts  
32"-48"  
36"-56"  
48"-78"

### Side View Storage Position



11" (.28m)

### Top View



4' (1.22m)

8' (2.44m)

## \*Ordering Information

### ME-500 Support System

PARTS #	DESCRIPTION	W.T. (LB.)	SHIPPING DIM.
319532	32"-48" adjustable height	125	47" x 102" x 11"
319536	36"-56" adjustable height	130	47" x 102" x 11"
319548	48"-78" adjustable height	155	47" x 102" x 11"

Order Decks and Skirting Separately.



→ Staging supported by the ME-500 system

\*Custom sizes are available upon request



STAGERIGHT