

PRODUCT

Z-800HD (Heavy Duty) Support System

ITEM

Product Sheet

CATEGORY


Major Events & Staging



Quickly setup solid platforms for a variety of events.

Your guests will perform with confidence on stages supported by the Z-800HD Riser Supports. They're ideal for mid-height stages, mixing platforms, or events like cabaret dinner performances. Setup is quick and easy, because Decks bridge between the supports, meaning you have fewer supports to set up. Decks automatically align

and lock riser sections together and each single-piece support is braced horizontally to provide a rigid, wobble-free surface. Use them in conjunction with existing Decks and locator plates for a wide variety of applications.



→ StageRight Decks bridge between heavy-duty z-legs saving you setup and leveling time.



Set up in minutes



Sturdy, with no tools required



Unsurpassed customer service



STAGERIGHT

TOLL FREE 800.438.4499

ONLINE www.stageright.com

Z-800HD (Heavy Duty) Support System

Features and Benefits

Decks Bridge Between Supports

- Save setup time with fewer supports to set up (compared to a system with a support under every platform).
- Greatly reduce leveling time because 75% fewer elements contact the floor.
- Minimize your initial investment and storage space requirements because fewer supports are required.
- Save space and reduce your initial investment by using the StageRight Decks you may already have for use with most other StageRight support systems.
- Utilize convenient, unobstructed storage space beneath riser.

Locator Nodes On Locator Plates

- Save setup time because Decks automatically set, align and lock together without separate clamps or tools.
- Enjoy a quiet performance surface because snug fit eliminates the rattle common in old-style risers that use clamps and locks.
- Build to unlimited width overall.

One-Piece Folding Support

- Perform on stable, wobble-free platform because horizontal bracing eliminates sway and creak.
- Reduce labor costs with fast, tool-less setup.
- Avoid accidents: with the Deck in place, the Z-leg cannot accidentally fold or collapse during use.
- Save storage space because support folds compactly.
- Create risers or flat staging with the adjustable height-models.

Versatile, Modular Configurations

- Arrange different layouts to best suit diverse events.
- Save money and storage space by eliminating the need for separate riser systems for different types of events.

Adjustable Screw Feet

- Compensate for uneven floors with 2 1/2" of easy, fine-adjustment leveling.
- Save maintenance costs because tough, 3/4" Acme-thread screw resists damage (compared to typical "V" threads).
- Protect floor surfaces with sure-grip 2 1/4" diameter urethane pads.

Technical Specifications

Function Portable risers or staging shall accommodate a wide variety of events.

Supports Supports shall unfold in "Z" shape to accept StageRight Decks and locator plates. Supports shall fold compactly for storage and be operable without tools.

Locator Nodes Conical nodes on the locator plates shall guide the Decks into location and proper alignment, securing them in place without tools, clamps or clips.

Bridging Alternating sections of riser (both front-to-back and side-to-side), when set up at the same height, shall be composed of Decks that bridge between supports and self-align with no separate clamping or connecting processes.

Construction Braces shall be 1" square or 1" x 2" rectangular steel. Legs shall be 2" OD steel tube. A screw foot at the base of each leg shall provide a 2 1/2" range of fine-adjustment leveling. Each screw foot shall have Acme threads and 2 1/4" diameter urethane pads. All steel components shall be finished with a black baked-on powder-coated finish (except zinc-plated hardware). On variable height-models, height shall adjust in increments of 2" without tools.

Performance Certified uniformly distributed live-load capacity of 4000 pounds per 4' x 8' section 125 pounds per square foot.

Patents #4,638, 604; #4,845,915; #4,843,792

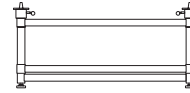
Ordering Information

Locator Plates

PARTS #	DESCRIPTION	W.T.(LB.)
314340	Single Locator	2
314345	Dual Locator	3
314355	Quad Locator	5
314456	Dual-dual Locator	4
314457	Dual-quad Locator	6
314350	Tri-center Locator	4
314352	Tri-left Locator	4
314351	Tri-right Locator	4

End View Z-800HD Support System

Additional horizontal support on systems 24" and higher.

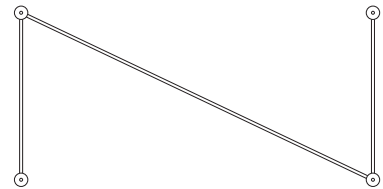


Side View Z-800HD Support System

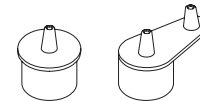
Additional diagonal support on systems 24" and higher.



Top View Z-800HD Support System

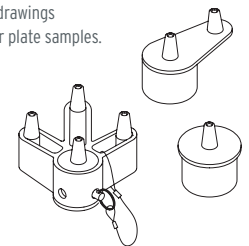


Sample StageRight Locator Plates



Conical Locator Nodes

With StageRight's unique conical locator nodes, decks can be used on several support systems in various configurations. These drawings represent a few locator plate samples.



*Ordering Information

4' x 8' Z-800HD Support System

PARTS #	DESCRIPTION	W.T. (LB.)
311010	12" fixed height	34
311015	16" fixed height	36
311020	24" fixed height	54
311025	32" fixed height	59
311027	40" fixed height	64
311030	18"-24" adjustable hgt.	58
311035	24"-32" adjustable hgt.	63
311040	32"-40" adjustable hgt.	68

4' x 6' Z-800HD Support System

PARTS #	DESCRIPTION	W.T. (LB.)
311610	12" fixed height	31
311615	16" fixed height	33
311620	24" fixed height	51
311625	32" fixed height	56
311627	40" fixed height	61
311630	18"-24" adjustable hgt.	55
311635	24"-32" adjustable hgt.	60
311640	32"-40" adjustable hgt.	65

4' x 4' Z-800HD Support System

PARTS #	DESCRIPTION	W.T. (LB.)
311410	12" fixed height	28
311415	16" fixed height	30
311420	24" fixed height	48
311425	32" fixed height	53
311427	40" fixed height	58
311430	18"-24" adjustable hgt.	52
311435	24"-32" adjustable hgt.	57
311440	32"-40" adjustable hgt.	62

3' x 8' Z-800HD Support System

PARTS #	DESCRIPTION	W.T. (LB.)
311510	12" fixed height	32
311515	16" fixed height	34
311520	24" fixed height	50
311525	32" fixed height	55
311527	40" fixed height	60
311530	18"-24" adjustable hgt.	54
311535	24"-32" adjustable hgt.	59
311540	32"-40" adjustable hgt.	64

3' x 6' Z-800HD Support System

PARTS #	DESCRIPTION	W.T. (LB.)
311310	12" fixed height	29
311315	16" fixed height	31
311320	24" fixed height	47
311325	32" fixed height	52
311327	40" fixed height	57
311330	18"-24" adjustable hgt.	51
311335	24"-32" adjustable hgt.	56
311340	32"-40" adjustable hgt.	61

*Custom sizes are available upon request



STAGERIGHT